



For Earth, For Life  
Kubota

KUBOTA TIGHT TAIL SWING UTILITY CLASS EXCAVATOR

**KX**

**KX080-3 SUPER SERIES**

The 8-Tonne Utility Class Excavator that's Perfect for Your Needs.

**T4**  
Interim  
TIER



\*This information is sourced from overseas and may not necessarily apply locally. It is essential that you confirm specifications and other information with your local Kubota dealer.




## **Kubota improves its largest, most advanced Utility Class excavator. Achieve industrial performance in urban environments.**

**K**ubota, the world's compact excavator leader, introduces the ideal solution for jobsites requiring extra performance in tight quarters. The KX080-3 SUPER SERIES, Kubota's first 8-tonne excavator, is everything Kubota customers expect, and much more. The Kubota DI engine powers the 3-pump load-sensing hydraulic system through the hardest, heaviest work with industrial digging forces. You can work in the comfort of a safety-certified, air-conditioned cab. Plus, fuel-saving, adjustable auxiliary flow rates and auto-idle help you control operating expenses. You get all of this, and more, only from Kubota.

# Clean-running Kubota Engine

Complies with Interim Tier IV!

A 66.6-horsepower Kubota diesel engine provides the energy behind the powerful KX080-3S working performance. The 3331 cc Turbo Direct-injection engine contributes to easy starting on those cold mornings, low sound levels, and energy-saving fuel economy. And because Kubota is environmentally conscious, the engine complies with the U.S. EPA's 2008 interim Tier IV emissions regulations—without losing horsepower or ease of operation.



# 66.6 HP

## (49.7 kW)

Output (SAEJ 1995 gross)



## Value Electric Fuel Refilling Pump

The KX080-3S's new, standard refuelling pump includes a hose long enough to refuel from a fuel tank. With this pump, the tank can be completely filled in approximately three minutes with just a simple push of a button. Upon completion, an auto-stop feature ends fuelling to eliminate spillage.



## Auto-Shift

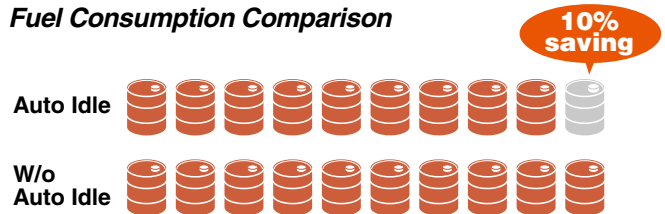
Now your excavator moves how you want it to—even at high speeds. When working with heavy loads, making turns or backfilling trenches, the system automatically downshifts for more torque. This shift is so smooth and seamless you'll feel as though you've never left high speed.

## Auto Idling System

Save fuel with Kubota's Auto Idle. Reduce engine RPM instinctively when high engine speed isn't needed. When the control levers are in neutral for more than 4 seconds, the engine RPM automatically idles. Move any control lever and the engine RPM immediately returns. This innovative feature reduces noise and exhaust emissions while reducing operating costs.



## Fuel Consumption Comparison



## 3-pump Load-Sensing Hydraulic System

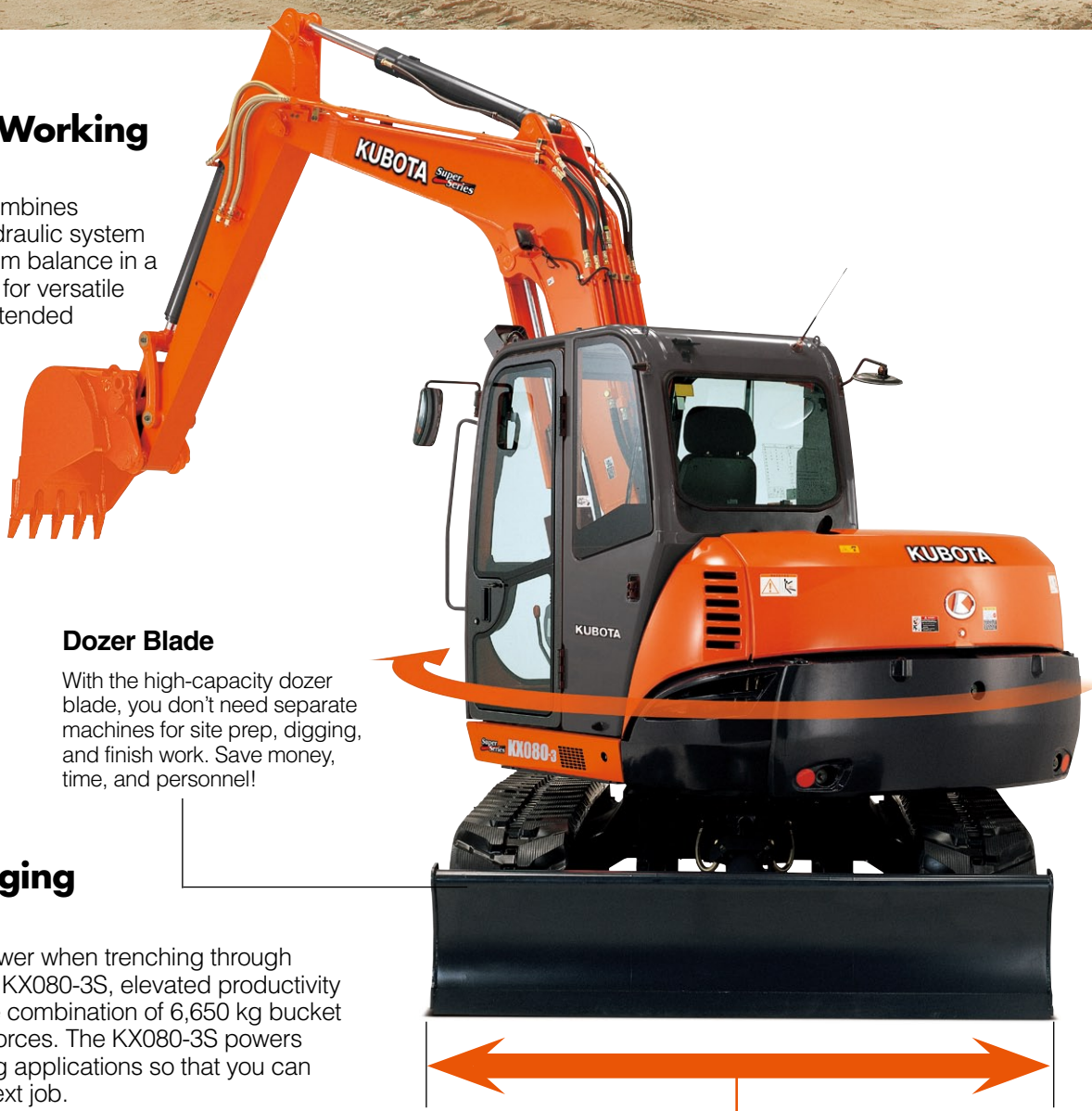
Kubota's load-sensing hydraulic system guarantees smoother handling, regardless of load size. It allows hydraulic oil to flow according to your precise needs. The KX080-3S's new 3-pump load-sensing system also allows you to perform simultaneous operations, such as dozing and utilising front attachments, without losing speed.



**The power and technology to tackle almost anything.**

## Stability and Working Range

The KX080-3S design combines smooth, harmonised, hydraulic system performance with optimum balance in a tight tail swing excavator for versatile stability. Together with extended dumping height, a swing boom, large bucket capacity and deep digging depth, the KX080-3S can match or exceed the latest high-capacity dumper, tipper, and construction site requirements.



### Dozer Blade

With the high-capacity dozer blade, you don't need separate machines for site prep, digging, and finish work. Save money, time, and personnel!

## Industrial Digging Force

You need exceptional power when trenching through compacted soil. With the KX080-3S, elevated productivity levels are certain with the combination of 6,650 kg bucket force and 3,880 kg arm forces. The KX080-3S powers through those demanding applications so that you can quickly move on to the next job.



## Value Adjustable Maximum Oil Flow Control for Auxiliary Port

This unique function lets you control the oil flow according to your needs or the attachment in use. It eliminates the hassle of using tools to change settings manually, so you don't have to leave the cabin. When using a tilt bucket, you can slow the flow to get just the right control to gently shape a swale. Alternatively, for a brush cutter, direct the oil flow to one side of the excavator arm. The system will even store your settings



for the next time you need it, saving time and quickly regulating the flow requirements. Adjustable oil flow enhances performance and saves fuel.



## Tight Tail Swing

The KX080-3S is designed with a shorter rear overhang. Thanks to this contoured, tight tail design, the KX080-3S is more stable, can handle a wider range of loads, and can work in more restrictive spaces than traditional tail swing excavators.

### 360 mm

The tight tail swing of the KX080-3S maximises machine balance and increases versatility.


## Compact Machine Width

The KX080-3S is narrower than competitor models. Its compact 2,200 mm width makes it ideal for working in close conditions, and much easier to transport between job sites.

### 2,200 mm

## Third-line Hydraulic Return

When working with one-way hydraulic attachments, such as a breaker or brush cutter, the standard third-line hydraulic return system allows oil to flow directly back to the tank without running through the control valves. This contributes to less oil contamination, reduced back pressure, and greater oil flow efficiency.





**Designed for dependability,  
built to last.**

**Underbody Cover**

The underbody beneath the engine features a mesh cover to prevent gravel and soil from entering.



**Two-Piece Hose Design**

Kubota's innovative two-piece hose design for the dozer blade reduces hose replacement time by nearly 60% compared to non-joint types. This design virtually eliminates the need to enter the machine for maintenance.

**Track Support Roller Design**

Carrier roller is supported from both side so that durability is improved.



**Increased Traction**


The traction, when operating in low speed, has been increased by 9% to help ensure an efficient and productive day on the job.



DURABILITY / MAINTENANCE / SAFETY

## Triple Opening Bonnet

All three of the excavator's access panels can open at once. This allows you to easily inspect and view the centrally located components of the KX080-3S. You can easily access the hydraulic components under the centre hood, or the battery, oil filter and tool box under the right hood. Maintaining your excavator has never been this easy.



## ROPS/FOPS Cabin

The ROPS/FOPS certified cabin provides protection in the event of accidental rollovers and falling objects.

## Movable Console

Raise the safety control lever and the console moves with it, providing more room for entry and exit. To prevent unexpected machine movement during entry or exit, all control levers are then disabled until the console is back in place.

## Boom Anti-Drop Valve

Standard equipment on the KX080-3S, the anti-drop valve prevents an elevated load from dropping unexpectedly.



## Overload Alarm

To better ensure worker safety and equipment condition, the KX080-3S comes equipped with an overload alarm. This alarm alerts the operator when load capacity has been exceeded, helping to prevent possible injury to workers and costly damage to the excavator and worksite.



## Swivel Negative Brake

The swivel negative brake automatically locks the swivel function in its current position. This prevents unexpected machine movement. It's particularly useful during work or when transporting the excavator between worksites.



**Make hard work seem easier with our ergonomic, user-centred cab.**

### Cup Holder

Digging can be thirsty work, and with the convenient cup holder, you can work and still quench your thirst without leaving the cabin.

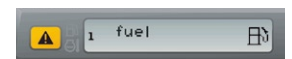


### Digital Panel

Informative, interactive and functional, Kubota's Intelligent Control System LCD panel accurately displays timely diagnostic readings and routine maintenance alerts. You'll be kept informed of your current working conditions, engine RPM, temperature and oil levels. It even emits an alert when the tank is nearly full during refuelling. These new features help reduce downtime and costly repair fees.



*Routine maintenance alert display*



*Low fuel display*





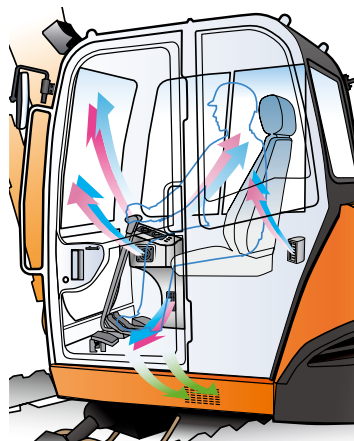
### Easy-open Front Window

Unlike many excavator windows, the front glass window of the KX080-3S opens with ease. Just flip the latch on the side of the window and slide it up. A gas-assist mechanism makes this action almost effortless.



### Air Conditioner

The KX080-3S features an air conditioner/heater for greater climate control. In addition, fresh outside air can be easily introduced by activating the external air vent.



■ Air Conditioning  
■ Heating



### Cab Guttering

The KX080-3S now features a guttering system to the cab's roof. This helps prevent rainwater from entering the cab, even when the window is open on a rainy day.

### Window Guard

Operators need protection from flying chips and debris when using some attachments. On some sites, anti-vandalism is important. Kubota provides the window guard mounting points around the front window as a standard feature.

### Advanced Visibility Mirrors

Kubota has reshaped the rear-view mirror to offer a wider range of visibility. Together with the two side-view mirrors, you get a better view of your worksite, as well as your immediate surroundings.



### Deluxe Suspension Seat

Designed and engineered with comfort in mind, Kubota's high-back suspension seat reduces strain and minimises operator fatigue. It reclines to accommodate your individual posture, and offers weight compensation, firm arm support and retractable seat belts.



### Value TPSS

The Two-Pattern Selection System can shift control styles, whether it's the ISO pattern or the SAE backhoe pattern, with the simple turn of a switch.

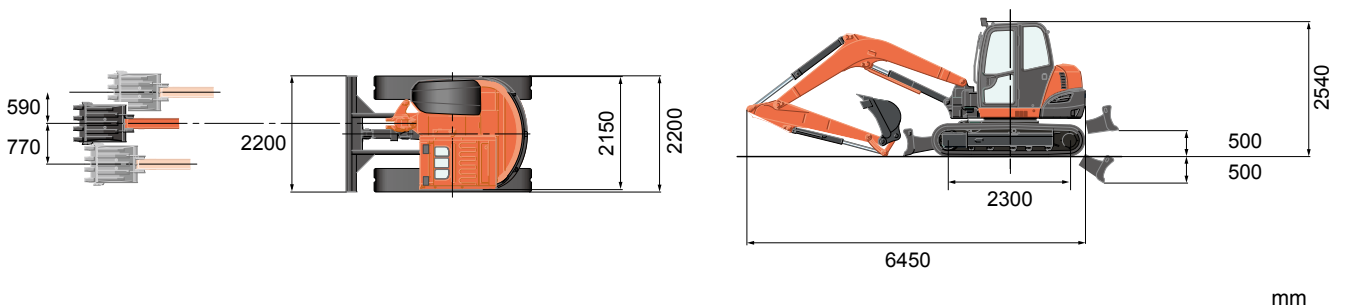


## SPECIFICATIONS

Model		KX080-3S		
Type of cabin		ROPS / FOPS cabin		
Type of tracks		Rubber / Steel		
Engine	Model		Kubota V3307 DI-T	
	Output (SAEJ 1995 gross)	HP (kW)/rpm	66.6 (49.7) / 2000	
	Output (SAEJ 1349 net)	HP (kW)/rpm	63.9 (47.7) / 2000	
	Displacement	cc	3331	
Dimensions	Overall length	mm	6450	
	Overall height	mm	2540	
	Overall width	mm	2200	
	Min. ground clearance	mm	390	
Hydraulic system	Pump capacity	ℓ/min	72.0 Variable × 2 / 66.6 Gear × 1	
	Auxiliary hydraulic flow	ℓ/min	100 / 66.6	
	Max. breakout force	Bucket / Arm	kgf	6650 / 3880
Drive system	Travel speed	Low / High	km/h	2.7 / 4.9
	Max. traction force	Low speed	kgf	6630
	Tumbler distance		mm	2300
	Crawler length		mm	2900
	Shoe width	Rubber / Steel	mm	450 / 450
	Ground contact pressure	Rubber / Steel	kgf/cm <sup>2</sup>	0.367 / 0.369
Swing system	Unit swing speed		rpm	9.5
	Boom swing angle	Left / Right	degree	70 / 60
Blade	Dimensions	Width	mm	2200
		Height	mm	500
	Max. lift above ground		mm	500
	Max. drop below ground		mm	500
Hydraulic oil (reservoir / system)			ℓ	75 / 135
Fuel reservoir			ℓ	115
Operating weight (Including operator's weight 75 kg.)		Rubber / Steel	kgs	8280 / 8330

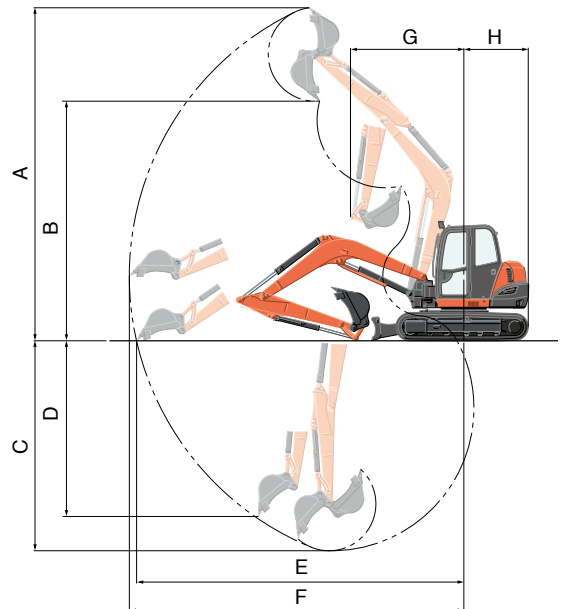
The company reserves the right to change the above specifications without notice. This brochure is for descriptive purposes only. Please contact your local Kubota dealer for warranty information. For your safety, Kubota strongly recommends the use of a Rollover Protective Structure (ROPS) and seat belt for almost all applications.

## DIMENSIONS



## WORKING RANGE

Model			KX080-3S	
A	Max. digging height	mm	7300	
B	Max. dumping height	mm	5250	
C	Max. digging depth	mm	4600	
D	Max. vertical digging depth	mm	3850	
E	Max. digging radius at ground	mm	7170	
F	Max. digging radius	mm	7330	
G	Min. turning radius	w/o swing	mm	2490
		w/ swing	mm	2000
H	Min. tail turning radius	mm	1460	



## LIFTING CAPACITY

LIFT POINT HEIGHT (m)	LIFTING CAPACITY OVER-FRONT BLADE DOWN unit=ton				LIFTING CAPACITY OVER-SIDE unit=ton		
	LIFT POINT RADIUS (m)			LIFT POINT RADIUS (m)			
	3	5	MAX	3	5	MAX	
3	2.20	1.65	1.55	2.20	1.10	0.80	
2	3.35	1.85	1.60	2.25	1.05	0.70	
1	4.15	2.05	1.60	2.05	1.00	0.70	
GL	4.35	2.15	1.65	1.95	0.95	0.70	

Machine with cabin and rubber crawler, without bucket

